

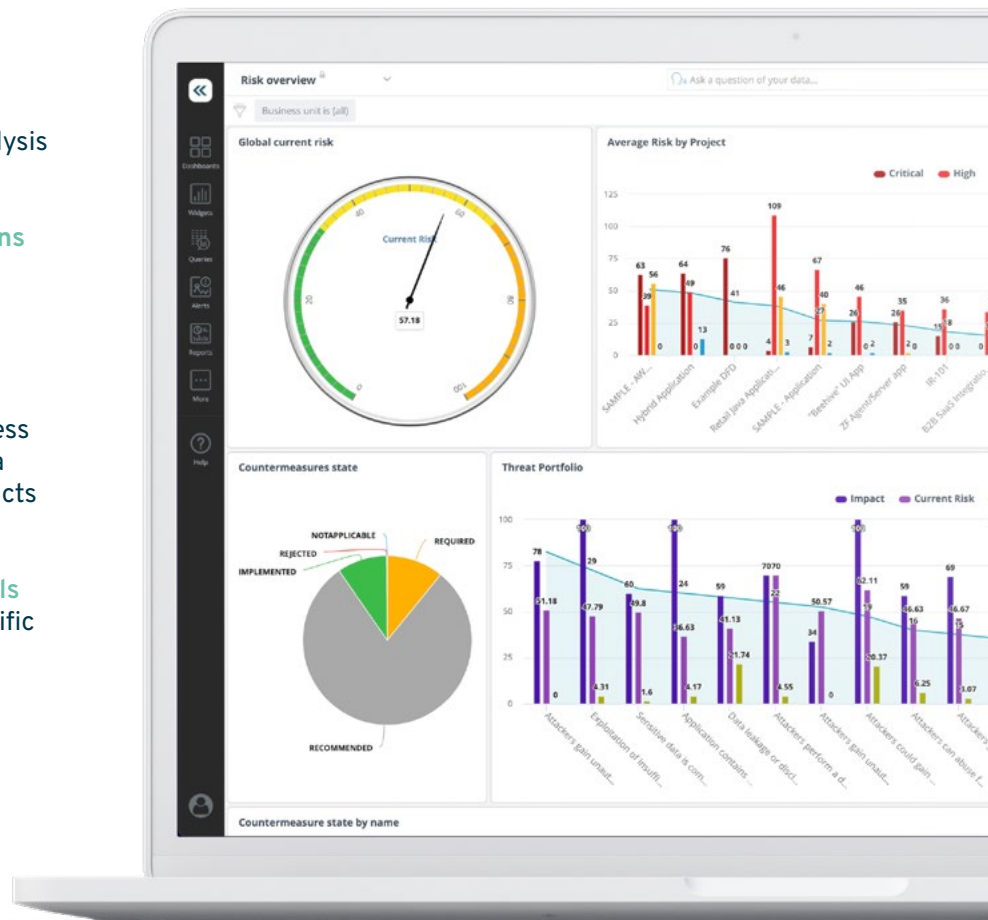
« IriusRisk Analytics and Dashboarding

IriusRisk Analytics lets you visualize and analyze your threat modeling data through configurable real-time dashboards

Analytics is a Business Intelligence (BI) solution. Organizations will benefit most if they have a team member who can use and interpret data in a meaningful way. Clients use Analytics to bring together data from other software tools they have invested in, alongside threat modeling, such as Google Cloud Platform Monitoring or Snowflake.

Who benefits most?

- **Organizations** that need custom data analysis and dashboards
- **Threat modeling champions** that need to see and share adoption trends
- **Security architects, developers, and threat modelers** that want to access and analyze enhanced data associated with their products and threat models
- **Cybersecurity professionals** that require access to specific data to satisfy governance, compliance, and auditory requirements
- **Engineering and Security leaders** that want deeper insights into what security work is taking up development resources.



We help you do more with your data



Powerful, configurable dashboards

Leverage the information stored within your IriusRisk instance to gain valuable and actionable insights.

Create effective visualisations out-of-the-box to present and communicate your data, including line charts and heat maps, or create custom visualizations using JavaScript, HTML and CSS.



Automated, scheduled reporting

Benefit from both on-demand and scheduled PDF reports generated using your real-time dashboards and demonstrate the value of your threat modeling efforts with stakeholders, with ease.

Share directly to a Slack channel, by webhook, or a pre-authenticated URL.




Enrich data within your existing tool stack

Use customizable APIs to integrate Analytics with your existing cybersecurity tool stack.

Have all of your threat modeling data visible alongside your other vital data sources to manage multiple cybersecurity software investments in one location.


NoSQL Datasources




Databases



Data Warehouses



Files



API & Cloud Services



How it works

Data analysis and aggregation	«	A powerful analytics and query engine
Dashboards and Reporting	«	Collaborative, and real-time dashboards
Integration and Alerts	«	Unified data sources, alerts, API access

Why Choose IriusRisk Analytics?



It provides insights across all of your threat models and related data to surface potential bottlenecks or opportunities for improvements.



IriusRisk Analytics can show threat modeling data alongside other customer data sources



Alerts can be used to drive actions when conditions are met.
E.g. automatically send an email when a Project risk rises above 80%



Customers can use IriusRisk Analytics to build custom API access to IriusRisk data

Find out more



Existing customer?

Get in touch with your Customer Success Manager to discuss how you can add this to your current package



Considering IriusRisk?

Get in touch with the team to get all your questions answered, email us at contact@iriusrisk.com